



Bobcat


One Tough Animal

CONSTRUCTION RANGE

TELEHANDLERS

R-Series

🌐 MEA & CIS



INTRODUCTION

ONE
TOUGH
ANIMAL



BOBCAT’S HISTORY
In 1958, the Melroe Manufacturing Company introduced a compact front-end loader that quickly evolved into the M400, the world’s first true skid-steer loader. The company soon adopted what became the world famous ‘Bobcat’ brand — and its success paved the way for the global compact equipment industry we see today.

CENTER OF EXCELLENCE IN PONTCHÂTEAU, FRANCE
In Pontchateau, France, Bobcat’s Center of Excellence is dedicated to producing telescopic loaders to the highest standards. Through rigorous development, testing, and manufacturing, Bobcat guarantees that each machine surpasses customer expectations. This commitment to excellence is reflected in a standard 3-year warranty, instilling confidence in every investment.



BOBCAT TODAY
With over 60 years of manufacturing experience and a commitment to ongoing innovation, Bobcat has delivered millions of machines to the market. Known for their high performance, reliability, and unparalleled comfort, the diverse lineup caters to various applications. Whether it’s landscaping, snow removal, construction, demolition, or roadwork, Bobcat machines empower users to accomplish more.



OUR MISSION
We empower operators to accomplish more, while working in the toughest conditions and tightest situations. When our customers have the will, we provide the way.

WHERE PRECISION MEETS TOUGHNESS

► DESIGNED TO DO MORE

Bobcat's R-Series telehandlers offer a balanced combination of dependable, robust machinery for maximum uptime, precise control, unrivaled comfort, and smooth operation for tackling any job.

Precise boom movements for safe placement

Boom Positioning System for easy load placement at height
P. 7

Ergonomic workspace with intuitive controls
P. 8

Compact stabilizers for more maneuverability
P. 7

High ground clearance

Highly stable equipment



► CONTROL AT ANY HEIGHT

Achieve surgical precision with our state-of-the-art features, including an incredibly smooth transmission, Boom Positioning System, updated joystick, inching function, and excellent cab visibility.
P. 7



► INSPIRING CONFIDENCE

Experience impressive stability complemented by a range of practical safety features for effortless use.
P. 7

Wide selection of attachments for a variety of jobs

Shielded design for the protection of hydraulic and electrical components
P. 10

Rigid and robust boom

Excellent overall visibility

Box-section frame for added strength

Smooth hydrostatic transmission

Bottom protection plate

Low cab position for easy access



► INTUITIVE OPERATION

Feel right at home with a familiar automotive-style layout, interactive display, automatic transmission, and automatic parking brake for enhanced comfort and convenience.
P. 8



► MAXIMUM UPTIME

All Bobcat telehandlers come with protective shielding for vital components, ensuring durability. Plus, their robust booms and frames make them extra tough for any job.
P. 10

PERFORMANCE



WORK WITHOUT STABILIZERS

Experience unmatched stability and balance with our telehandlers—no stabilizers required. Stay in control with Bobcat's Boom Positioning System, active on both tires and stabilizers.

REACH HIGH AND FAR

We've designed our machines with a low center of gravity, long wheelbase, heavy counterweight, and optimum weight distribution—enabling you to reach high and far while handling heavy loads in any position.



HANDLE WITH(OUT) CARE

Thanks to Bobcat telehandlers' butter-smooth automatic transmission and improved, ultra-precise joystick, moving even awkward or unstable loads on the job site is effortless.



UNIQUE BOOM POSITIONING SYSTEM

The boom's significant lateral movement allows for precise load placement at height, minimizing the need to reposition the machine. This patented Bobcat feature is standard on all SLP models.

STEP INSIDE



▶ INTUITIVE OPERATION

Feel right at home with our intuitive automotive-inspired controls and layout. The left levers manage the horn and lights, while the right ones control the windshield wipers. Our responsive jog-wheel and backlit buttons are also easy to use right from the start.



▶ CENTRAL CONTROL PANEL



The carefully designed layout allows you to control functions with your left hand while keeping your right hand on the joystick.

▶ 5-INCH LCD DISPLAY



The easy-to-read interactive screen displays vital information in real-time, while the optional rear-view camera feed automatically activates in reverse.

▶ ALL-IN-ONE JOYSTICK



The joystick's ergonomic handle has been re-designed based on operator feedback, ensuring that the most important controls are always at your fingertips.



BUILT TO LAST

► SHIELDED DESIGN

All vital components of your machine are housed within the robust boom and frame – a sturdy box section ensures protection for the cylinders, hydraulic systems, and electrical harness, at all times.

► ACCESS AND LAYOUT

Designed for maximum uptime and simplified maintenance, our machines feature front-accessible key components, conveniently grouped service intervals, and easily accessible maintenance points.



**THERE'S NO TIME
FOR DOWNTIME.
STAND UP TO THE
HARSHEST CONDITIONS,
DAY AFTER DAY.**

3 YEAR WARRANTY

► 3-YEAR STANDARD WARRANTY

Bobcat Company develops every machine to the highest standards of quality and durability. That's why our standard warranty provides 36 months or 3 000 operating hours (whichever occurs first) of coverage, extendable up to 5 years.



► PROTECTION PLUS EXTENDED WARRANTY

Enjoy total peace of mind with a Protection Plus extended warranty. Providing the same level of protection as the standard warranty, Protection Plus also caters to different customer needs and expectations by offering a choice of durations and annual operating hours. Depending on your requirements, you can benefit from coverage for up to 5 years or 6 000 engine hours. Protection Plus is also transferable, potentially increasing your machine's resale value.



► SAFETY FIRST

Thanks to the R-Series' re-designed low-profile engine hood and dashboard, you'll enjoy excellent, unobstructed visibility from the cab. Move around the job site confidently, stay safe, and avoid costly mistakes.

► BOBCARE

Proper planned maintenance is key to a long-lasting machine. It helps protect against repair costs and prevents unplanned failures when your machine is needed most.

- Avoid risks by preventing major repairs and complete failures.
- Accomplish more by reducing downtime and increasing your productivity and profitability.

CHOOSE YOUR ANIMAL

COMPACT RANGE

► **ACCESS MADE EASY**
Limited access is no longer a limitation. While big machines may pose challenges, our Compact Range machines excel in constrained job sites thanks to their emphasis on maneuverability.

Lift Capacity: 3 t
Lift Height: 6 or 7 m



HIGH LIFT RANGE

► **SUPERIOR PERFORMANCE FOR DEMANDING JOB SITES**
For the toughest jobs, our High Lift Height machines excel with exceptional reach and lifting capacities. While not compact, they are still highly maneuverable and deliver top-of-the-line performance essential for large projects.

Lift capacity: 4 to 4.1 t
Lift height: 14 to 18 m



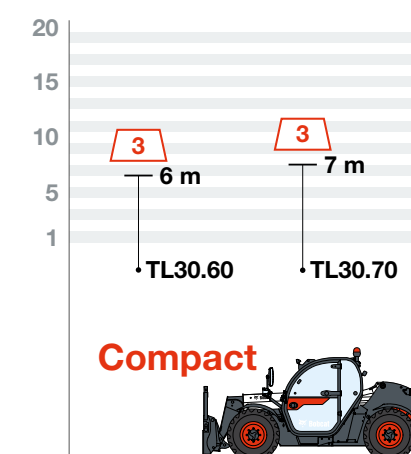
MIDDLE RANGE

► **ADVANCED MACHINES FOR A RANGE OF JOBS**
Our Middle Range machines offer a boost in performance and reach while remaining compact. This increased versatility enables the machines to handle a wide range of jobs and applications.

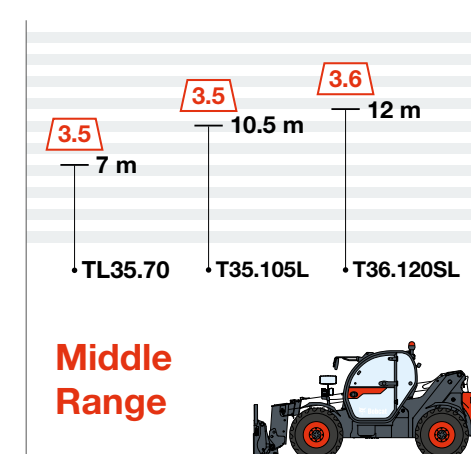
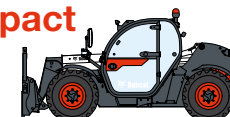
Lift capacity: 3.5 to 3.6 t
Lift height: 7 to 12 m



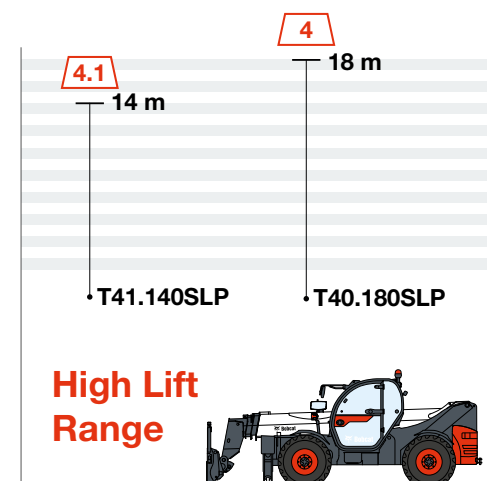
Lift height (m)




Compact



Middle
Range



High Lift
Range



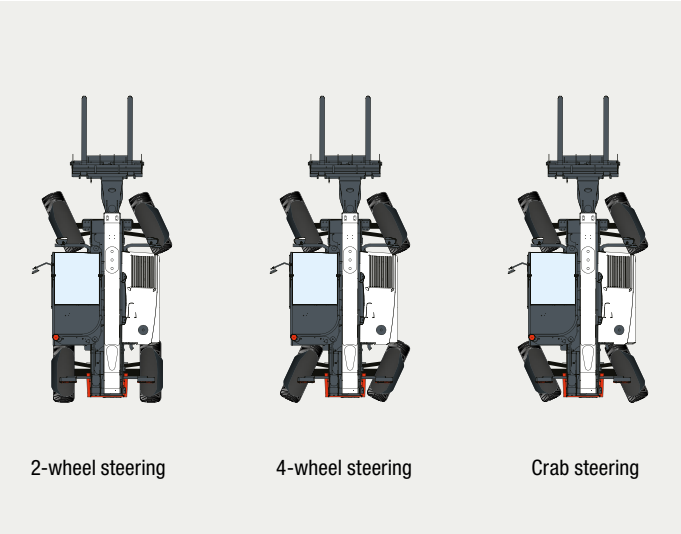
— Max lift height (m)
□ Max rated capacity (t)

STANDARD EQUIPMENT & OPTIONS

CAB	
Heating, demisting, and ventilation	✓
Front, side, and rear storage space	✓
5-inch LCD display with navigation jog shuttle	✓
Proportional all-in-one joystick (forward / reverse drive and turtle / rabbit speed)	✓
ROPS/FOPS (level II) cab with tinted glass	✓
Seat with mechanical suspension	✓
Air conditioning	•
Air suspension seat	•
Bluetooth radio with DAB function and microphone	•
Cab+ pack: phone holder, sun visor, fixed armrest, telescopic & tilting steering column, PVC document holder	•
Protective grill for windshield	•
Rear-view camera	•
Sun visor	•
TIRES & TRAVEL	
3 steering modes (2WS/4WS/CRAB) with semi-automatic wheel realignment (manual mode still available)	✓
Automatic parking brake	✓
Heavy-duty axles	✓
Hydrostatic transmission with turtle/rabbit speeds and auto-shift	✓
24-inch general-purpose tires	•
FNR lever	•
Heavy-duty tires (various types)	•
LIGHTS & BEACON	
Halogen beacon	✓
Halogen work lights on cab	✓
LED work lights	•
Work light on boom	•

PERFORMANCE	
Auxiliary hydraulic line on boom head with Fast Connect System (FCS)	✓
Gear pump with flow sharing	✓
Inching function with brake pedal for easy low-speed approach without changing engine RPM	✓
Automatic fan inverter	•
Boom wiring harness and electric connectors	•
Carriages with hydraulic attachment lock	•
Competitive carriages	•
MISCELLANEOUS	
Aggravating Movements Arrester (EN15000)	✓
Box-welded frame with shielded bottom plate to protect vital parts	✓
Electronic Battery Disconnect (EBD)	✓
Pallet forks (various types), T-models	✓
Quicktach carriage with manual attachment lock	✓
Safety pack (road lights, mirrors, front tow hitch, boom stop, rear / front / roof wipers with washers, backup alarm, etc.)	✓
Tilting steering column	✓
Custom color	•
Lockable fuel and AdBlue caps	•
Man platform ready	•
Pallet forks (various types), TL-models	•
Remote control for long-distance boom operation	•
Toolbox	•
Tow hitches (various types)	•

• = option ✓ = standard



All models come standard with 3 steering modes.



STANDARD EQUIPMENT

Our machines leave the factory ready for tough jobs from day one, with a range of standard features that cover everything from productivity to comfort, setting a new standard for modern construction equipment.



5-inch LCD display with navigation jog shuttle



A & C USB mobile charging plugs



Easy-to-clean floor mat



All-in-one joystick



Automatic parking brake



Auxiliary hydraulic line on boom head with FCS*



Spacious front storage



Protective bottom steel plate



Side storage (for bottles)

*FCS – Fast Connect System

OPTIONAL EQUIPMENT

Sometimes, you want to add specific functionality or a personal touch to the machine. Choose from a comprehensive list of options and customize your telehandler to your heart's content!



Air-suspension seat with headrest



Bluetooth radio with DAB function and microphone



LED work lights



Man platform ready



Mobile holder



Rear-view camera



Sun visor



Toolbox



Tilting and telescopic steering column

THE MULTI-TOOL CARRIER

TOP SELECTION OF ATTACHMENTS							
	TL30.60	TL30.70	TL35.70	T35.105L	T36.120SL	T41.140SLP	T40.180SLP
1 Bucket, digging	•	•	•	•	•	•	•
2 Bucket, grapple	•	•	•	–	–	–	–
3 Bucket, light material	•	•	•	–	–	–	–
4 Concrete basket	–	–	–	–	–	•	•
5 Jib, crane	•	•	•	•	•	•	•
6 Jib, extension	–	–	–	•	•	•	•
7 Man platform, extendable rotating	–	–	–	–	–	•	•
8 Pallet forks, floating	•	•	•	•	•	•	•

THE ABILITY TO DO MORE
Bobcat telehandlers are designed to excel in handling, lifting, and people elevation in a wide variety of applications. With Bobcat attachments, you can make the most of this versatility with optimal efficiency.

Actual attachment compatibility may vary based on different machine configurations. Contact your dealer for actual attachment compatibility.
• = available – = not available

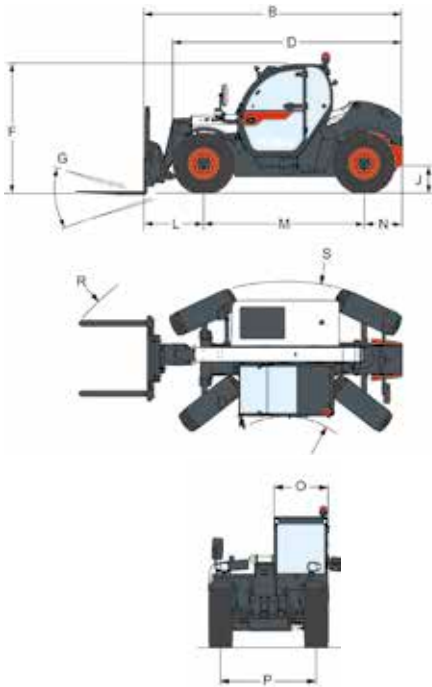


BOBCAT OFFERS MORE ATTACHMENTS FOR YOUR NEEDS. CHECK OUT 'BOBCAT ATTACHMENT CATALOG' FROM YOUR DEALER OR DOWNLOAD THE 'ONE TOUGH WORLD' APP VIA QR CODE.

COMPACT RANGE

SPECIFICATIONS		
	TL30.60	TL30.70
CONFIGURATION		
Compact stabilizers	—	
Frame leveling	—	
Boom positioning system (built-in side-shift system)	—	
PERFORMANCE		
Maximum lift height with standard tires (on stabilizers when equipped)	5.8 m	6.7 m
Maximum lift capacity	3 000 kg	
Maximum forward reach with standard tires	3.1 m	4 m
Crowding force	4 600 daN	
Frame tilt angle	—	
BPS Lateral amplitude	—	
DRIVE SYSTEM		
PERKINS 1104D engine — 75 kW / 410 Nme — Stage IIIA (mechanical injection)	•	
Standard tires	405 / 70-20"	
Max travel speed — 75 kW engine (km/h)	30 / 40 (option+ 24")	
MISCELLANEOUS		
Transmission	Hydrostatic motor with turtle / rabbit speeds and auto-shift 4-wheel drive. 3 steering modes with semi-automatic wheel alignment: 2-wheel, 4-wheel, and crab.	
Hydraulics	Gear pump with LS valve Pump capacity: 100 l/min Working pressure: 250 bar Main valve: electro-proportional controls with flow sharing and flow compensators technology; auxiliary neutral position with flow blocked.	
Braking	Hydraulic passive brake system with oil-immersed discs and automatic parking brake operation. Inching function combined with brake pedal allows for slow driving speed without changing engine RPM.	

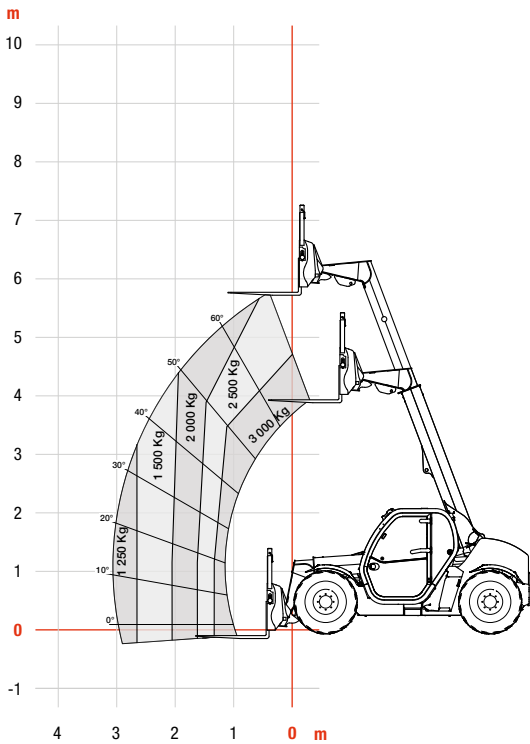
DIMENSIONS			
	unit	TL30.60	TL30.70
B Overall length to forks face	mm	4 507	5 035
D Overall length to front tires	mm	4 035	4 185
L Length from front axle to forks face	mm	1 020	1 400
M Wheelbase	mm	2 820	2 820
N Length from rear axle to machine rear	mm	667	818
F Overall height std cab (low cab/high cab)	mm	2 140 / 2 290	
G Carriage rotation angle	deg	136	
J Ground clearance	mm	264	
Q Width over standard tires	mm	2 100	
Overall width with stabilizers fully deployed	mm	—	
P Track width (front & rear)	mm	1 666	
R External turning radius at fork tines	mm	4 713	5 035
S External turning radius at tires	mm	3 717	
O Outside width of cab	mm	930	
Weight (unladen — 75 kW engine & std tires)	kg	5 020	5 320



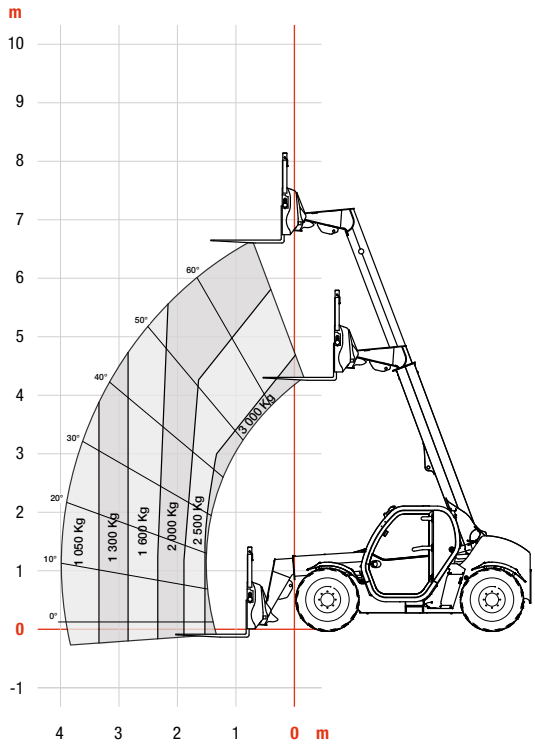
Certain specification(s) are based on engineering calculations and are not actual measurements. Specification(s) are provided for comparison purposes only and are subject to change without notice. Specification(s) for your individual Bobcat equipment will vary based on normal variations in design, manufacturing, operating conditions, and other factors. Pictures of Bobcat units may show other than standard equipment.

LOAD CHARTS

TL30.60



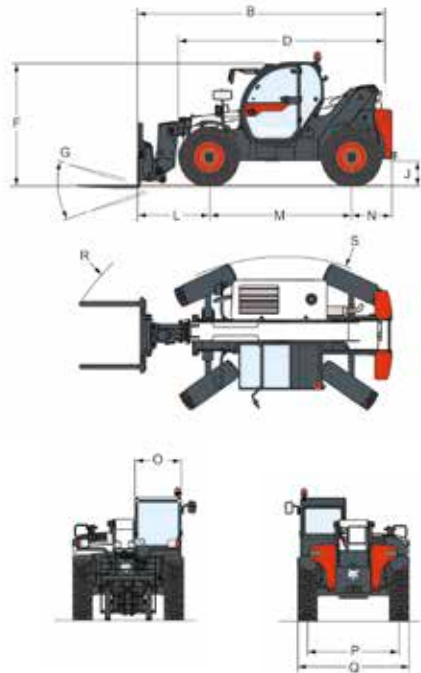
TL30.70



MIDDLE RANGE

SPECIFICATIONS			
	TL35.70	T35.105L	T36.120SL
CONFIGURATION			
Compact stabilizers	—		•
Frame leveling	—	•	
Boom positioning system (built-in side-shift system)	—		
PERFORMANCE			
Maximum lift height with standard tires (on stabilizers when equipped)	6.8 m	10.3 m	11.9 m
Maximum lift capacity	3 500 kg		3 600 kg
Maximum forward reach with standard tires	4 m	6.9 m	8.2 m
Crowding force	6 200 daN	7 800 daN	
Frame tilt angle	—	+/-6°	
BPS Lateral amplitude	—		
DRIVE SYSTEM			
PERKINS 1104D engine — 75 kW / 410 Nm - Stage IIIA (mechanical injection)	•		
Standard tires	405/70-20"		
Max travel speed— 75 kW engine (km/h)	30 / 40 (option+ 24")	25 (20") / 30 (24")	
MISCELLANEOUS			
Transmission	Hydrostatic motor with turtle / rabbit speeds and auto-shift 4-wheel drive. 3 steering modes with semi-automatic wheel alignment: 2-wheel, 4-wheel, and crab.		
Hydraulics	Gear pump with LS valve Pump capacity: 100 l/min Working pressure: 250 bar Main valve: electro-proportional controls with flow sharing and flow compensators technology; auxiliary neutral position with flow blocked.		
Braking	Hydraulic passive brake system with oil-immersed discs and automatic parking brake operation. Inching function combined with brake pedal allows for slow driving speed without changing engine RPM.		

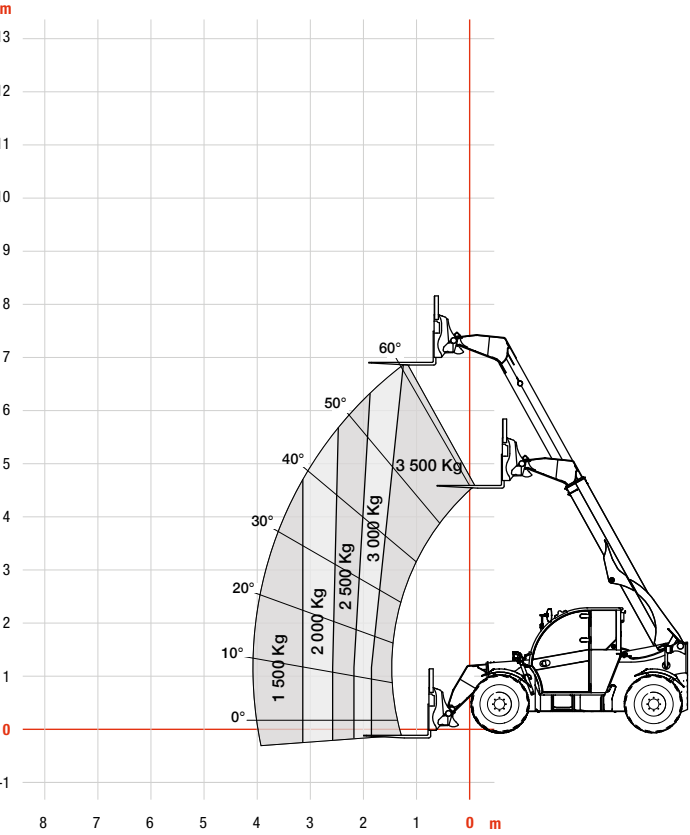
DIMENSIONS				
	unit	TL35.70	T35.105L	T36.120SL
B Overall length to forks face	mm	4 869	5 071	5 442
D Overall length to front tires	mm	4 058	4 192	4 660
L Length from front axle to forks face	mm	1 356	1 422	1 793
M Wheelbase	mm	2 870	2 850	2 850
N Length from rear axle to machine rear	mm	643	799	799
F Overall height std cab	mm	2 373	2 430	2 430
G Carriage rotation angle	deg	135	143	143
J Ground clearance	mm	346	415	415
Q Width over standard tires	mm	2 300	2 264	2 264
Overall width with stabilizers fully deployed	mm	—	—	2 479
P Track width (front & rear)	mm	1 895	1 862	1 862
R External turning radius at fork tines	mm	4 925	5 025	5 341
S External turning radius at tires	mm	3 714	3 765	3 765
O Outside width of cab	mm	1 013	930	930
Weight (unladen—75 kW engine & std tires)	kg	6 880	7 040	8 080



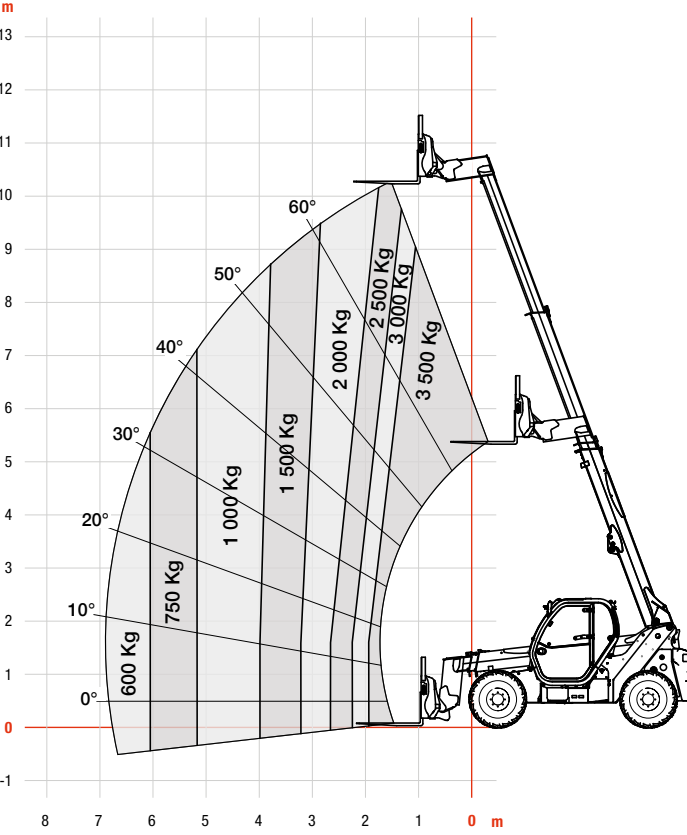
Certain specification(s) are based on engineering calculations and are not actual measurements. Specification(s) are provided for comparison purposes only and are subject to change without notice. Specification(s) for your individual Bobcat equipment will vary based on normal variations in design, manufacturing, operating conditions, and other factors. Pictures of Bobcat units may show other than standard equipment.

LOAD CHARTS

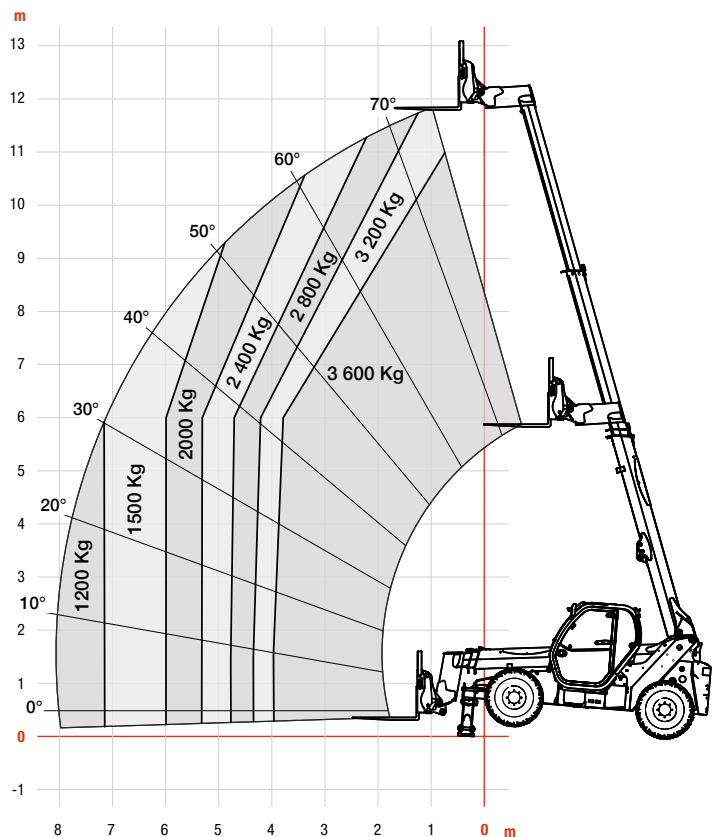
TL35.70



T35.105L



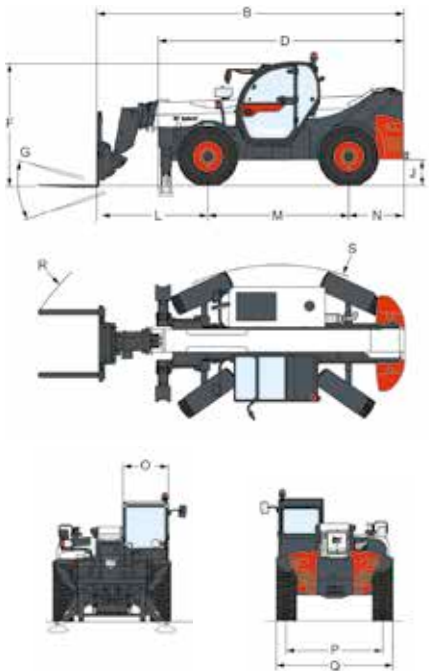
T36.120SL



HIGH LIFT RANGE

SPECIFICATIONS			
		T41.140SLP	T40.180SLP
CONFIGURATION			
Compact stabilizers			•
Frame leveling			•
Boom positioning system (built-in side-shift system)			•
PERFORMANCE			
Maximum lift height with standard tires (on stabilizers when equipped)		13.6 m	17.5 m
Maximum lift capacity		4 100 kg	4 000 kg
Maximum forward reach with standard tires		9.8 m	12.1 m
Crowding force		12 300 daN	
Frame tilt angle		+/- 4°	
BPS Lateral amplitude		+/- 525 mm	+/- 675 mm
DRIVE SYSTEM			
PERKINS 1104D engine — 75 kW / 410 Nm — Stage IIIA (mechanical injection)			•
Standard tires		400 / 80-24"	
Max travel speed — 75 kW engine (km/h)		30	
MISCELLANEOUS			
Transmission		Hydrostatic motor with turtle / rabbit speeds and auto-shift 4-wheel drive. 3 steering modes with semi-automatic wheel alignment: 2-wheel, 4-wheel, and crab.	
Hydraulics		Gear pump with LS valve Pump capacity: 100 l/min Working pressure: 250 bar Main valve: electro-proportional controls with flow sharing and flow compensators technology; auxiliary neutral position with flow blocked.	
Braking		Hydraulic passive brake system with oil-immersed discs and automatic parking brake operation. Inching function combined with brake pedal allows for slow driving speed without changing engine RPM.	

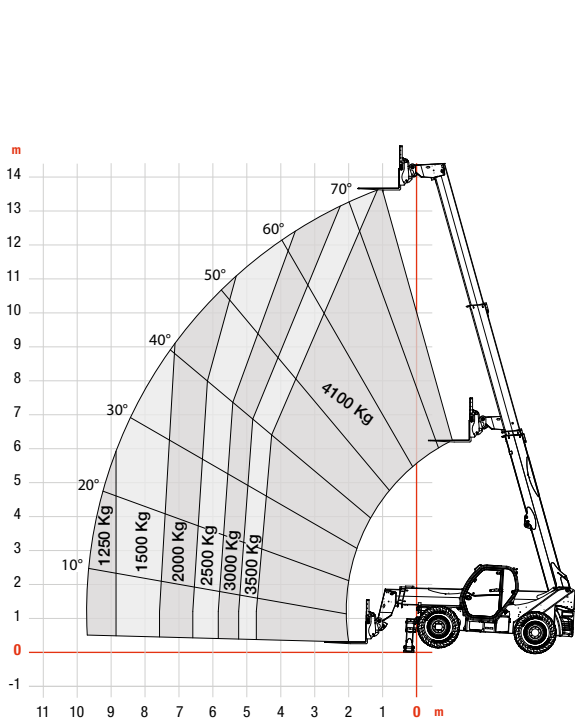
DIMENSIONS			
	unit	T41.140SLP	T40.180SLP
B Overall length to forks face	mm	6 108	6 220
D Overall length to front tires	mm	4 950	
L Length from front axle to forks face	mm	2 151	2 263
M Wheelbase	mm	2 850	
N Length from rear axle to machine rear	mm	1 107	
F Overall height std cab	mm	2 520	
G Carriage rotation angle	deg	124	
J Ground clearance	mm	509	
Q Width over standard tires	mm	2 418	
Overall width with stabilizers fully deployed	mm	2 619	
P Track width (front & rear)	mm	1 992	
R External turning radius at fork tines	mm	5 745	5 840
S External turning radius at tires	mm	4 150	
O Outside width of cab	mm	930	
Weight (unladen — 75 kW engine & std tires)	kg	9 760	10 380



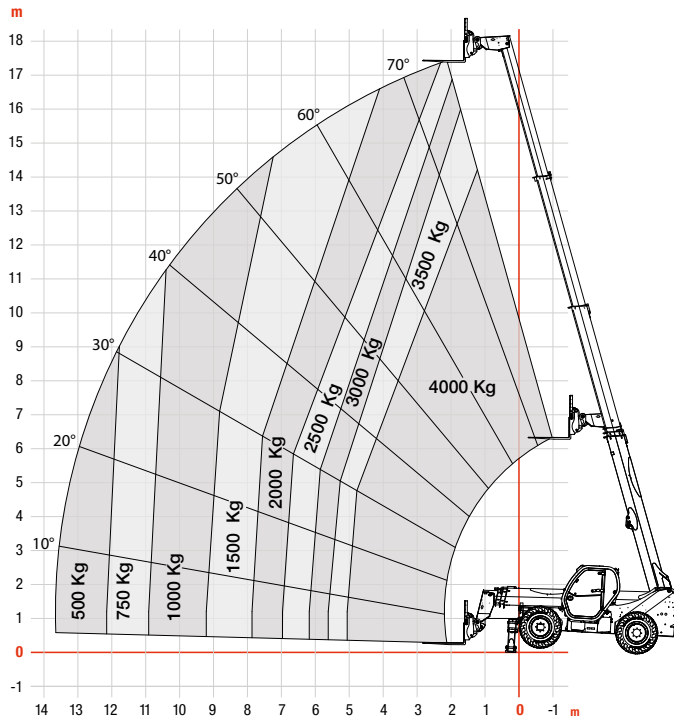
Certain specification(s) are based on engineering calculations and are not actual measurements. Specification(s) are provided for comparison purposes only and are subject to change without notice. Specification(s) for your individual Bobcat equipment will vary based on normal variations in design, manufacturing, operating conditions, and other factors. Pictures of Bobcat units may show other than standard equipment.

LOAD CHARTS

T41.140SLP



T40.180SLP



FINANCING OPTIONS

24, 36, OR 48-MONTH FINANCING*

Take advantage of 24, 36, or 48-month financing programs starting from **0% interest** and improve your cash flow.

Ask your dealer for the financing offers available.


340 MACHINES / **150** ATTACHMENT FAMILIES / **1** TOUGH ANIMAL



**SKID-STEER
LOADERS**



**COMPACT TRACK
LOADERS**



**BACKHOE
LOADERS**



**COMPACT
EXCAVATORS**



FORKLIFTS



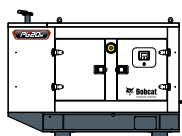
TELEHANDLERS



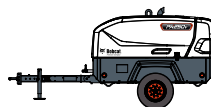
ROTARY TELEHANDLERS



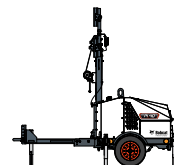
**WAREHOUSE
EQUIPMENT**



GENERATORS



**AIR
COMPRESSORS**



**LIGHTING
SYSTEMS**



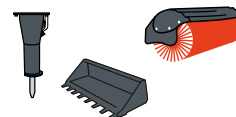
**SMALL ARTICULATED
LOADERS**



**MINI TRACK
LOADER**



**LIGHT COMPACTION
EQUIPMENT**



ATTACHMENTS

DOOSAN

Bobcat is a Doosan Company. Doosan is a global leader in construction equipment, power & water solutions, engines, and engineering proudly serving customers and communities for more than a century. | Bobcat and the Bobcat logo are registered trademarks of Bobcat Company in the United States and various other countries. ©2024 Bobcat Company. All Rights Reserved.

www.bobcat.com

©2024 BOBCAT B4502343-EN (11-24)



Bobcat

*Financing options may vary by country and dealer. Always ask your dealer about currently available financing options. Terms and conditions may apply.

Doosan Bobcat EMEA, U Kodelky 1810, 263 12 Dobříš, Czech Republic